



Girly Fun Stuff





EASTER

THE THREE TREES

Three trees once grew on a hillside, and as they swayed in the breeze they dreamed of what they would like to be.

'I should like to be cut down one day,' said the first tree, 'and made into a baby's cradle.'

'I should like to be cut down one day,' said the second tree, 'and become a great ship sailing the seas, carrying treasure and precious stones.'



And the third said: 'I should just like to stand on a hill-top and point people to heaven.'

One day the woodcutters came along and cut down the first tree. 'Let's make it into a cattle trough,' they said.


'But I don't want to be a cattle trough,' cried the tree. 'I want to be a baby's cradle.'

But they turned the tree into a cattle trough. And when the child Jesus was born his mother laid him gently in the cattle trough, for there was nowhere else to put him. And the tree said: 'Why, this is far, far more wonderful than ever I dreamed.'

The woodcutters said of the second tree: 'Let's make this tree into a fishing boat.'

But the tree said: 'No. I don't want to be a fishing boat. I want to be a great ship, carrying treasure and precious stones.'

But they turned the tree into a fishing boat, and put it on an inland lake. And a fisherman called Simon bought the boat, and Jesus sailed in the boat and taught the people from it. And the tree said: 'Why, this is far, far more wonderful than ever I dreamed.'



And of the third tree they said: Let's make it into a cross.'

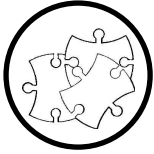
But the tree said: 'I don't want to be a cross - a thing of shame where men die. I want to stand on a hill-top and point people to heaven.'

But they turned the tree into a cross and Jesus was nailed to that cross. And all down the years, men have looked on that cross, and it has pointed them to God.

Moral of the story – God has more in store for us than we can ever imagine.


Author unknown (A traditional American folktale)

Story version taken from "Junior News Feb 1976 Vol 13 No.1" by Church Missionary Society of Australia



CROSS JIGSAW

1. Print a copy of the crosses below on to card.
2. Use scissors to carefully cut along all the solid lines.
3. See how quickly you can re-assemble the crosses.
4. Store the pieces in zip lock bags to play again another day.



Decode the following verse

"Uli R pml d gsv kozmh R szev uli blf,"

“ _____ ”

wxozivh gsv Oliw,

“kozmh gl kilhkvi blf

_____”

z mw ml g gl szin blf,

kozmh gl trev blf slkv

_____”

z mw z ufgfiv.

Qvivrzs 29:11 (MRE)

_____” _____ : _____ (_____)

Reverse the Alphabet Code

In this code, each letter in the code stands for a different "real" letter. So A stands for Z, B stands for Y, C stands for X and so on. See below:

A	B	C	D	E	F	G	H	I	J	K	L	M	N	O	P	Q	R	S	T	U	V	W	X	Y	Z
Z	Y	X	W	V	U	T	S	R	Q	P	O	N	M	L	K	J	I	H	G	F	E	D	C	B	A

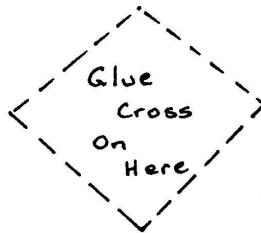
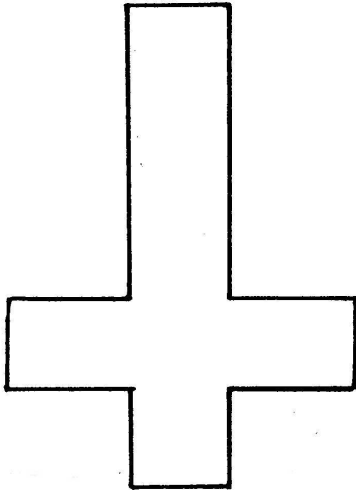
Now, whenever you see an A you look it up in the top alphabet, and translate it into a Z because the Z is directly under the A.



POP-UP EASTER CARD

Make a pop-up Easter card and give it to one of your friends this Easter.

1. Print the image below on card and fold along the dotted lines.
2. Print the extra cross image (on the next page) with tabs on card and cut it out.
3. Fold along the dotted lines for the tabs and fold the cross in half length wise.
4. Glue these folded tabs in the space provided on the main card.
5. Decorate your Easter card and give it to a friend.



JESUS

DIED

FOR

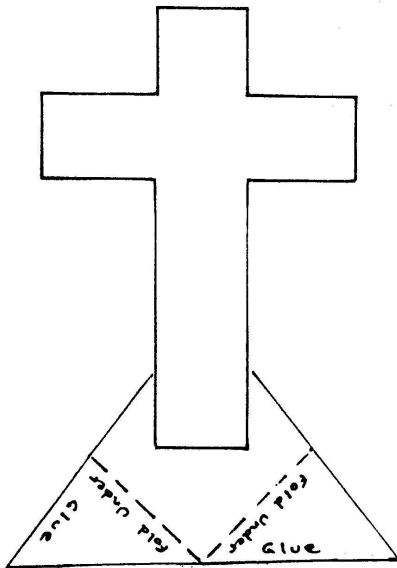
YOU

JESUS

ROSE

FOR

YOU



CROSS BISCUITS



<p>Ingredients</p> <p>Biscuits 125g butter ½ cup sugar 1 egg 1 teaspoon of vanilla essence 1 cup self raising flour 1 cup plain flour Extra plain flour</p> <p>Icing 1 tablespoon butter ½ cup icing sugar 2 Tablespoons warm water Food dye Sprinkles to decorate</p>	<p>Method</p> <ol style="list-style-type: none"> 1. Cream the butter and the sugar. 2. Add the egg and vanilla essence to the butter mixture and mix together. 3. Add the sifted flours to the mixture and mix until it is a smooth dough. 4. Knead the dough on a floured surface. 5. Roll the dough to about 5 – 8 mm thick and cut out into the shape of a cross. (Alternatively cut as circles and after they are cooked and cooled decorate with a cross). You can re-knead and re-roll left over dough to make more biscuits. 6. Bake cross biscuits on a greased tray in an oven at 180°C for 10 minutes or until lightly brown. 7. Cool for 5 minutes before removing from the tray. 8. Decorate as desired. 9. Makes about 20 biscuits.
---------------------------------------------------------------------------------------------------------------------------------------------------------------------------------------------------------------------------------------------------------------------------------------------------------------------------------------------------------------------------------------------------------------------------------------------------------	------------------------------------------------------------------------------------------------------------------------------------------------------------------------------------------------------------------------------------------------------------------------------------------------------------------------------------------------------------------------------------------------------------------------------------------------------------------------------------------------------------------------------------------------------------------------------------------------------------------------------------------------------------------------------------------------------------------------------------------------------------------------------------------------------------------------------------------------




Sing a Special Thank you Grace (Sing to the tune of Frere Jacques)

Jesus lives! Jesus lives!
 Thank you God! Thank you God!
 For food and love and laughter
 And for life hereafter
 Thank you God! Jesus lives!



Prayer

Lord Jesus, Friend and brother,
 Help me to know you better
 Teach me to love you more
 And show me how to grow more
 Like you day by day.
 Amen.



GFS SYDNEY supports Christian ministry to children and women by providing resources and creating opportunities for them to share their faith. For more information go to: <http://gfs-sydney.org>